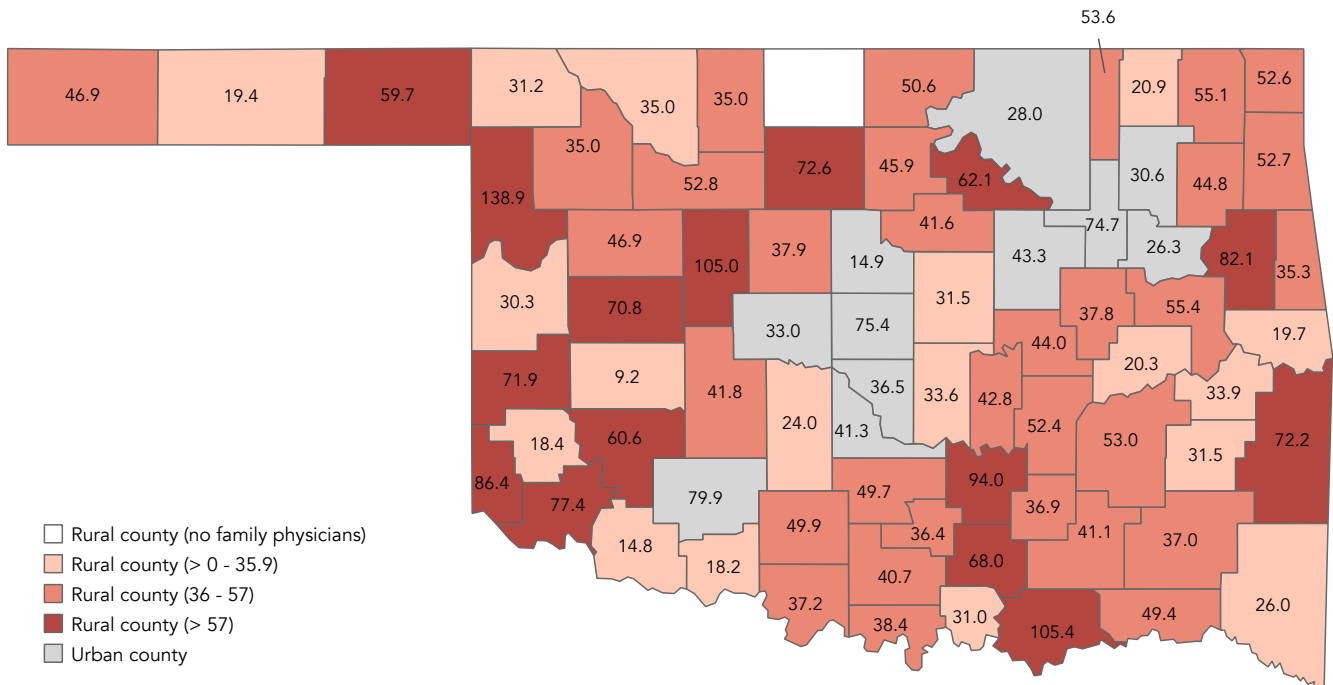


Oklahoma Rural Primary Care Workforce

The table and maps describe primary care clinicians, including family physicians, general internists, general pediatricians, nurse practitioners, and physician assistants in Oklahoma. Counties were categorized as rural and urban based on the Federal Office of Rural Health Policy (FORHP) rural definition. See page 4 for detailed county category designations.

Figure 1. Family Physicians per 100,000 Population in Oklahoma Rural Counties, 2025



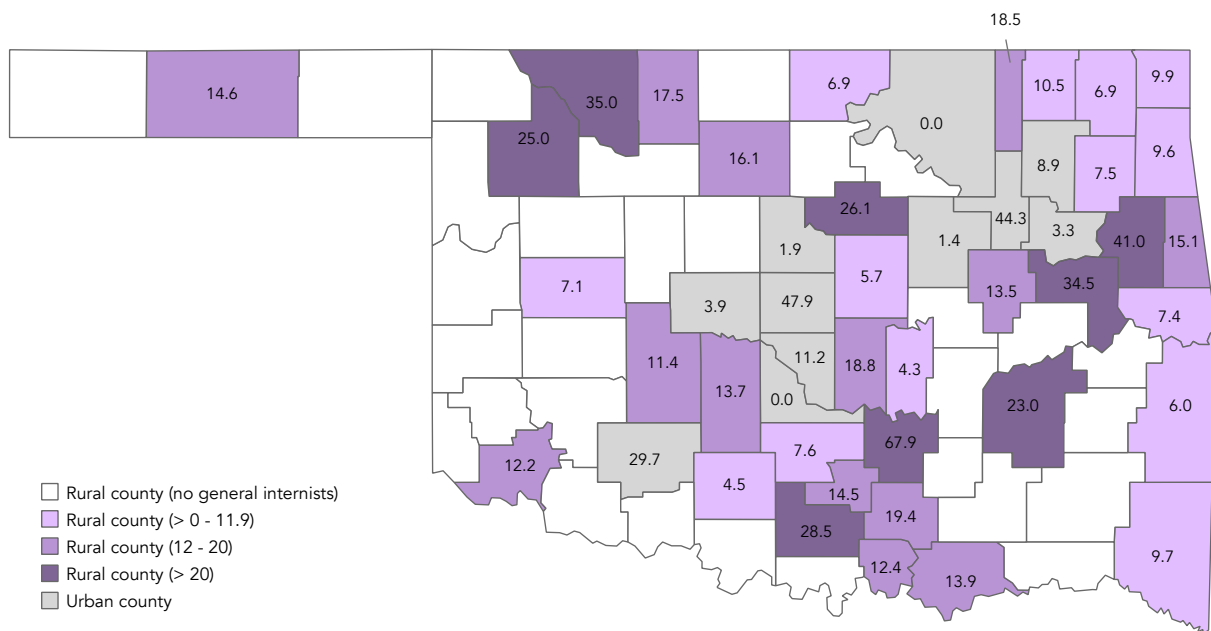
Data Sources: National Plan and Provider Enumeration System National Provider Identifier data, January 2025; U.S. Census Bureau population data; the Federal Office of Rural Health Policy Rural Definition Data Files.

Table 1. Primary Care Clinicians per 100,000 Population in Oklahoma and U.S. Counties

	PCPs* / 100,000 pop (Count)	Family Physicians/ 100,000 pop (Count)	General Internists/ 100,000 pop (Count)	General Pediatricians/ 100,000 youth† pop (Count)	NPs/ 100,000 pop (Count)	PAs/ 100,000 pop (Count)
Total U.S.	108.1 (367,607)	46.4 (157,840)	40.8 (138,792)	68.7 (70,975)	107.5 (365,693)	56.2 (191,175)
Urban	114.7 (326,631)	46.1 (131,228)	45.4 (129,257)	76.3 (66,146)	111.2 (316,576)	60.5 (172,168)
Rural	74.0 (40,976)	48.1 (26,612)	17.2 (9,535)	29.0 (4,829)	88.7 (49,117)	34.3 (19,007)
Oklahoma (OK)	97.3 (3,985)	56.4 (2,309)	24.9 (1,018)	48.2 (658)	87.6 (3,588)	54.8 (2,244)
Urban	112.7 (2,854)	60.4 (1,530)	31.2 (789)	63.2 (535)	93.4 (2,366)	69.3 (1,754)
Rural	72.4 (1,131)	49.8 (779)	14.7 (229)	23.7 (123)	78.2 (1,222)	31.4 (490)

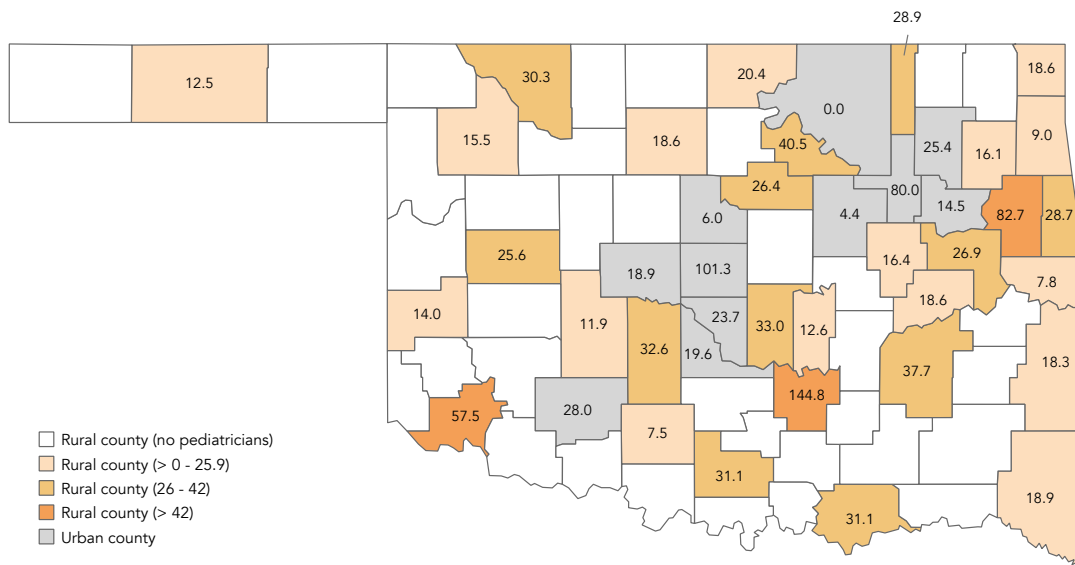
Abbreviations: PCPs – primary care physicians, NPs – nurse practitioners, PAs – physician assistants. *Includes all family physicians, general internists, and general pediatricians. †Ages 0-24. Data Sources: National Plan and Provider Enumeration System National Provider Identifier data, January 2025; U.S. Census Bureau population data; the Federal Office of Rural Health Policy Rural Definition Data Files.

Figure 2. General Internists per 100,000 Population in Oklahoma Rural Counties, 2025



Data Sources: National Plan and Provider Enumeration System National Provider Identifier data, January 2025; U.S. Census Bureau population data; the Federal Office of Rural Health Policy Rural Definition Data Files.

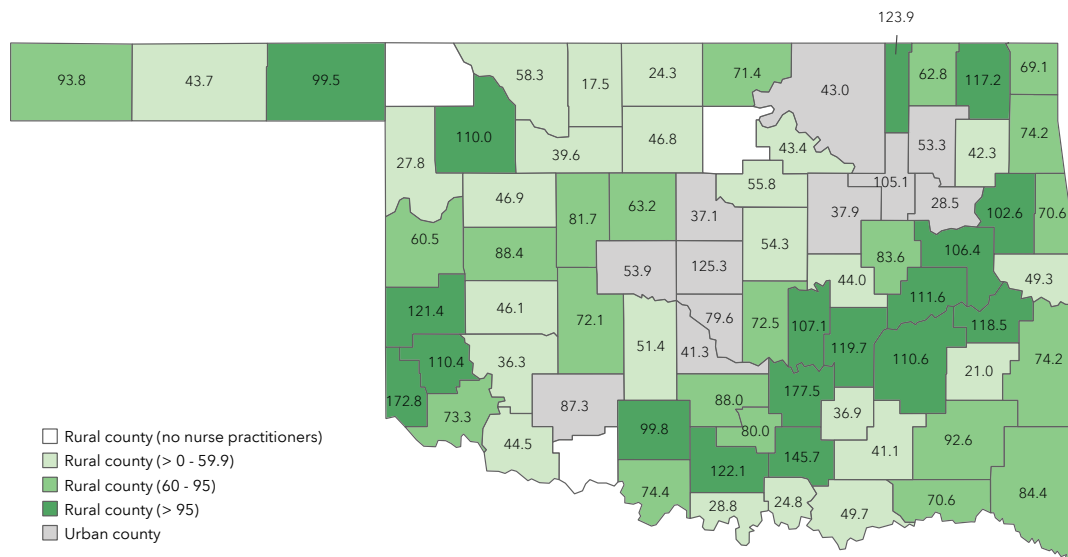
Figure 3. General Pediatricians per 100,000 Youth* Population in Oklahoma Rural Counties, 2025



*Ages 0-24.

Data Sources: National Plan and Provider Enumeration System National Provider Identifier data, January 2025; U.S. Census Bureau population data; the Federal Office of Rural Health Policy Rural Definition Data Files.

Figure 4. Nurse Practitioners per 100,000 Population in Oklahoma Rural Counties, 2025



Data Sources: National Plan and Provider Enumeration System National Provider Identifier data, January 2025; U.S. Census Bureau population data; the Federal Office of Rural Health Policy Rural Definition Data Files.

