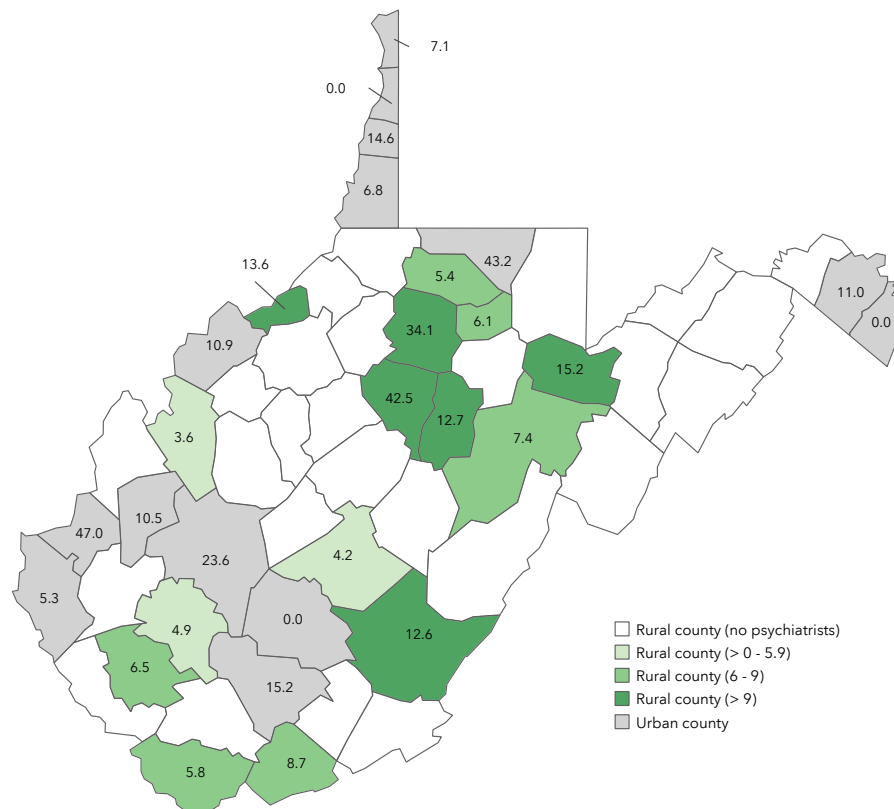


West Virginia Rural Behavioral Health Workforce

The table and maps describe behavioral health clinicians, including psychiatrists, psychologists, psychiatric nurse practitioners (NPs), social workers, and counselors in West Virginia. Counties were categorized as rural and urban based on the Federal Office of Rural Health Policy (FORHP) rural definition. See page 4 for detailed county category designations.

Figure 1. Psychiatrists per 100,000 Population in West Virginia Rural Counties, 2025



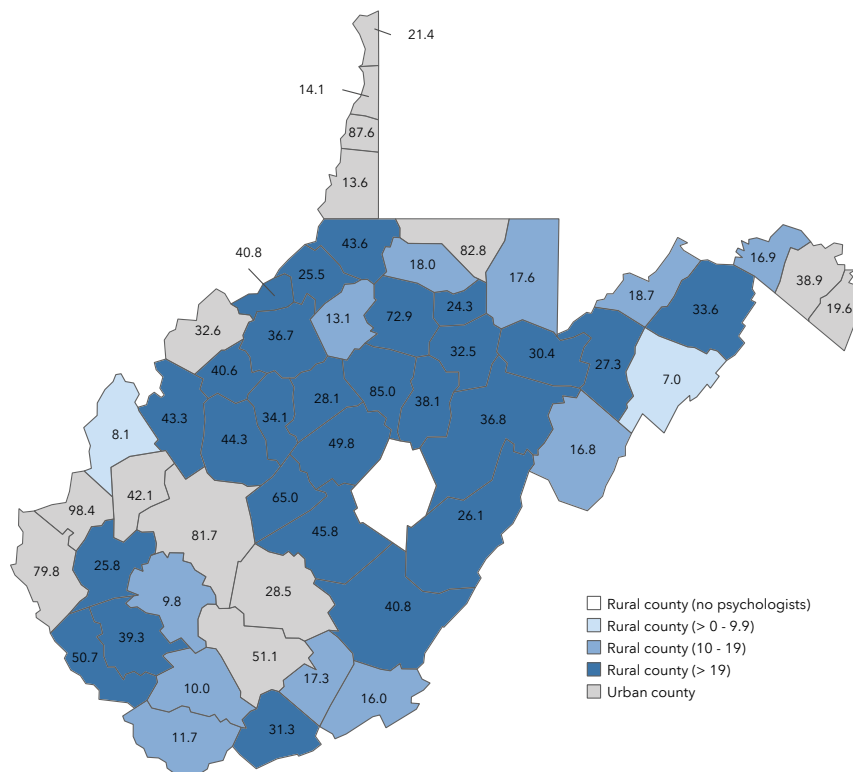
Data Sources: National Plan and Provider Enumeration System National Provider Identifier data, January 2025; U.S. Census Bureau population data; the Federal Office of Rural Health Policy Rural Definition Data Files.

Table 1. Behavioral Health Clinicians per 100,000 Population in West Virginia and U.S. Counties

	Psychiatrists/ 100,000 pop (Count)	Psychologists/ 100,000 pop (Count)	Psych NPs/ 100,000 pop (Count)	Social Workers/ 100,000 pop (Count)	Counselors/ 100,000 pop (Count)
Total U.S.	17.7 (60,061)	38.7 (131,537)	11.5 (39,261)	115.3 (392,003)	143.2 (487,116)
Urban	20.0 (56,894)	43.1 (122,751)	12.3 (35,064)	124.3 (354,018)	153.4 (436,783)
Rural	5.7 (3,167)	15.9 (8,786)	7.6 (4,197)	68.6 (37,985)	90.9 (50,333)
West Virginia (WV)	13.5 (239)	46.7 (827)	6.7 (118)	88.3 (1,563)	79.4 (1,406)
Urban	18.8 (184)	57.7 (565)	7.7 (75)	110.4 (1,082)	106.4 (1,043)
Rural	7.0 (55)	33.2 (262)	5.4 (43)	60.9 (481)	45.9 (363)

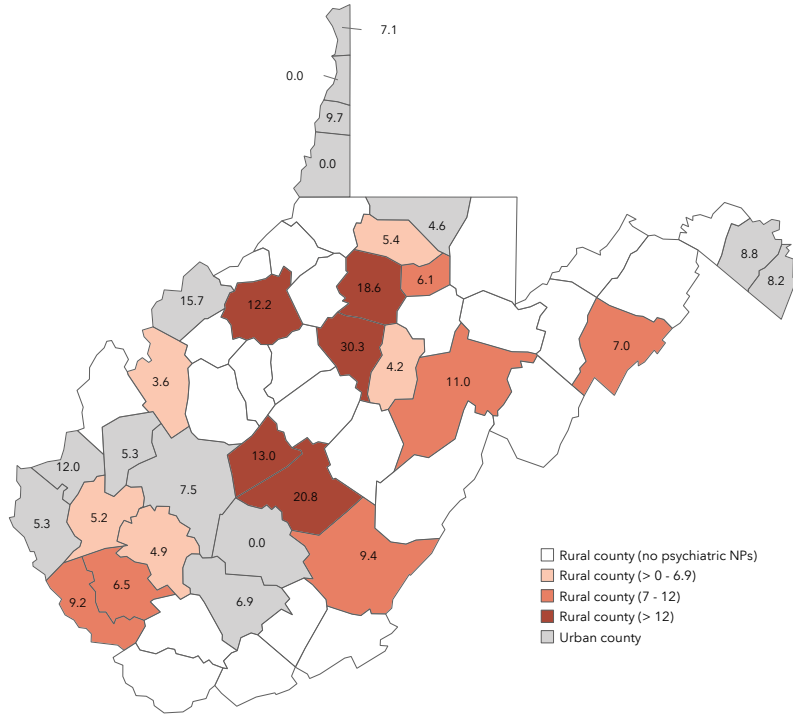
Abbreviation: NPs – Nurse Practitioners. Data Sources: National Plan and Provider Enumeration System National Provider Identifier data, January 2025; U.S. Census Bureau population data; the Federal Office of Rural Health Policy Rural Definition Data Files.

Figure 2. Psychologists per 100,000 Population in West Virginia Rural Counties, 2025



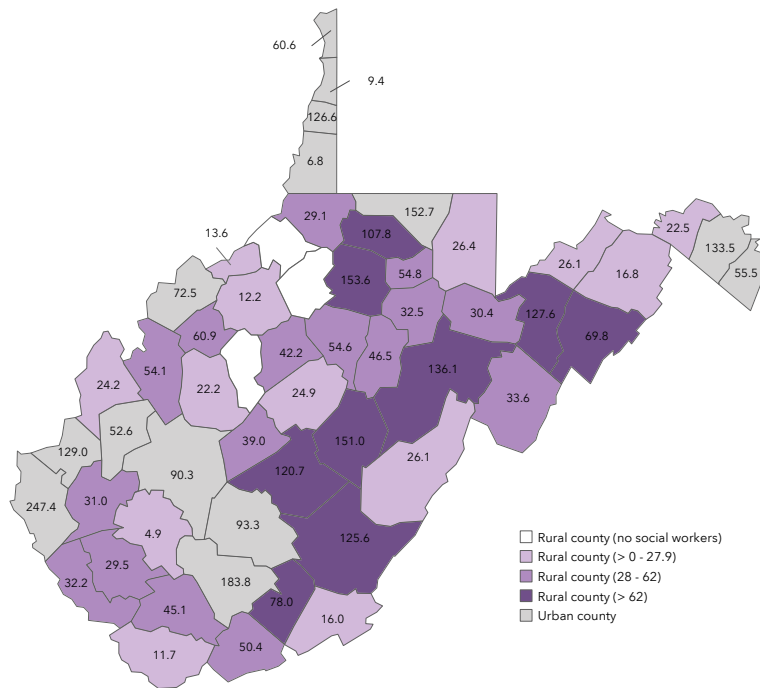
Data Sources: National Plan and Provider Enumeration System National Provider Identifier data, January 2025; U.S. Census Bureau population data; the Federal Office of Rural Health Policy Rural Definition Data Files.

Figure 3. Psychiatric Nurse Practitioners (NPs) per 100,000 Population in West Virginia Rural Counties, 2025



Data Sources: National Plan and Provider Enumeration System National Provider Identifier data, January 2025; U.S. Census Bureau population data; the Federal Office of Rural Health Policy Rural Definition Data Files.

Figure 4. Social Workers per 100,000 Population in West Virginia Rural Counties, 2025



Data Sources: National Plan and Provider Enumeration System National Provider Identifier data, January 2025; U.S. Census Bureau population data; the Federal Office of Rural Health Policy Rural Definition Data Files.

