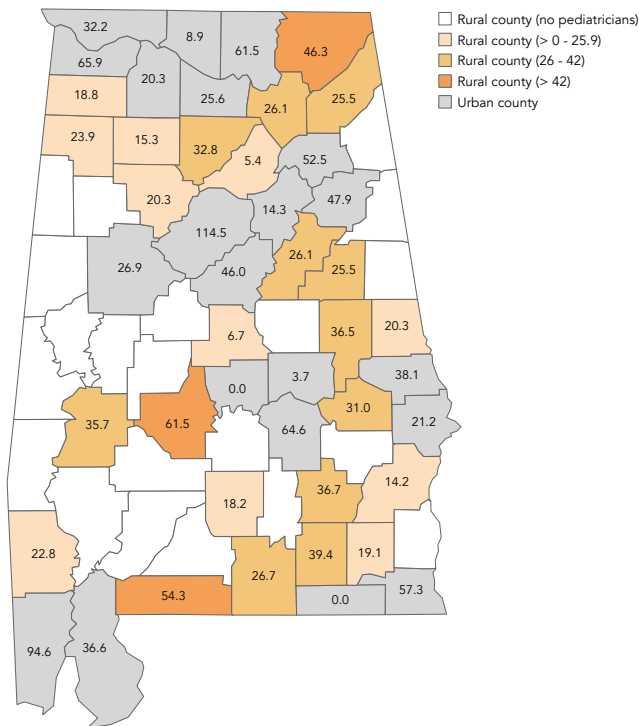






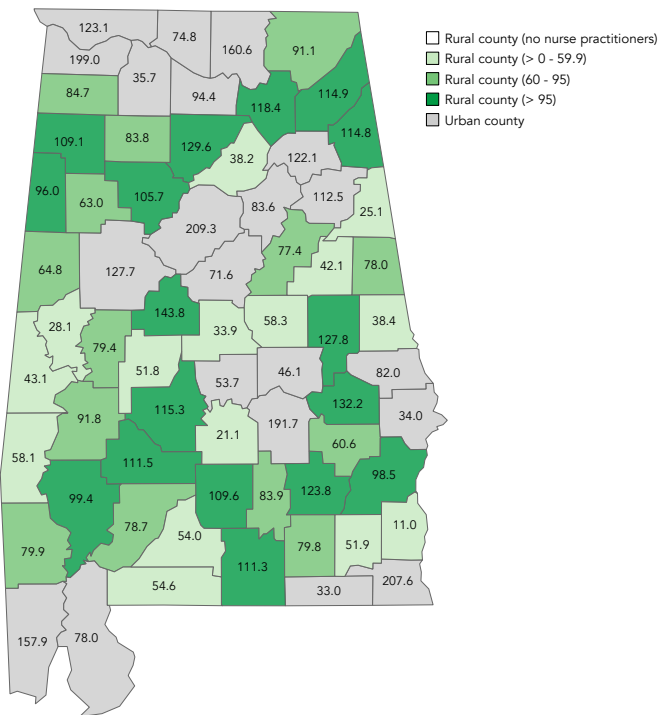
Figure 3. General Pediatricians per 100,000 Youth\* Population in Alabama Rural Counties, 2025



\*Ages 0-24.

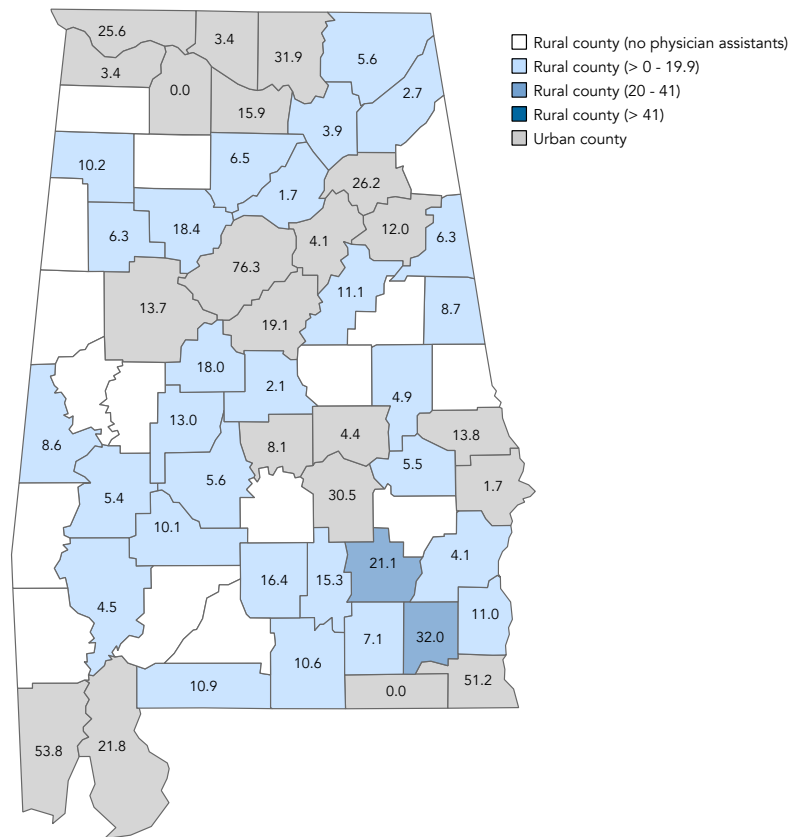
Data Sources: National Plan and Provider Enumeration System National Provider Identifier data, January 2025; U.S. Census Bureau population data; the Federal Office of Rural Health Policy Rural Definition Data Files.

Figure 4. Nurse Practitioners per 100,000 Population in Alabama Rural Counties, 2025



Data Sources: National Plan and Provider Enumeration System National Provider Identifier data, January 2025; U.S. Census Bureau population data; the Federal Office of Rural Health Policy Rural Definition Data Files.

Figure 5. Physician Assistants per 100,000 Population in Alabama Rural Counties, 2025



Data Sources: National Plan and Provider Enumeration System National Provider Identifier data, January 2025; U.S. Census Bureau population data; the Federal Office of Rural Health Policy Rural Definition Data Files.

Based on the FORHP Rural Grant Eligibility Definition (November 2024): Rural counties include (1) all noncore and micropolitan counties, (2) outlying metropolitan counties with no population from an urban area of 50,000 or more people, and (3) counties with all census tracts meeting the FORHP rural definition. All other counties are considered urban. Full details at: <https://www.hrsa.gov/rural-health/about-us/what-is-rural>

**Suggested Citation:** Woolcock SC, Andrilla CHA, Garberson LA, Graves JM. *The Supply and Rural-Urban Distribution of the Primary Care Workforce in Alabama*. Data Brief. WWAMI Rural Health Research Center, University of Washington; February 2026.

University of Washington • School of Medicine  
 Box 354982 • Seattle WA 98195-4982  
 phone: (206) 685-0402 • fax: (206) 616-4768  
<https://familymedicine.uw.edu/rhrc/>