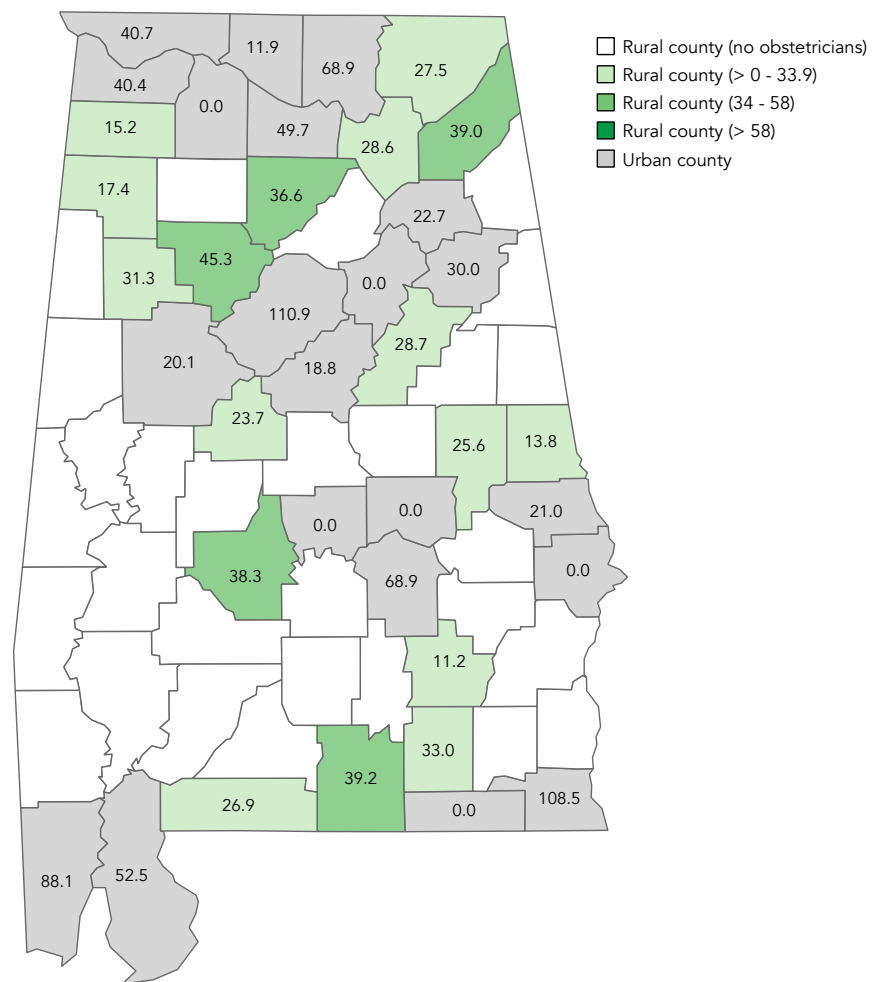


# Alabama Rural Obstetrical Workforce

The table and maps describe obstetrical service clinicians, including obstetricians, advanced practice midwives (certified nurse midwives and certified midwives), and midwives (midwives and lay midwives) in Alabama. All midwives were classified using methods described by Vanderlaan and Jefferson, 2023.<sup>1</sup> Counties were categorized as rural and urban based on the Federal Office of Rural Health Policy (FORHP) rural definition. See page 3 for detailed county category designations.

**Figure 1. Obstetricians per 100,000 Women of Childbearing Age\* in Alabama Rural Counties, 2025**



\*Ages 15-49.

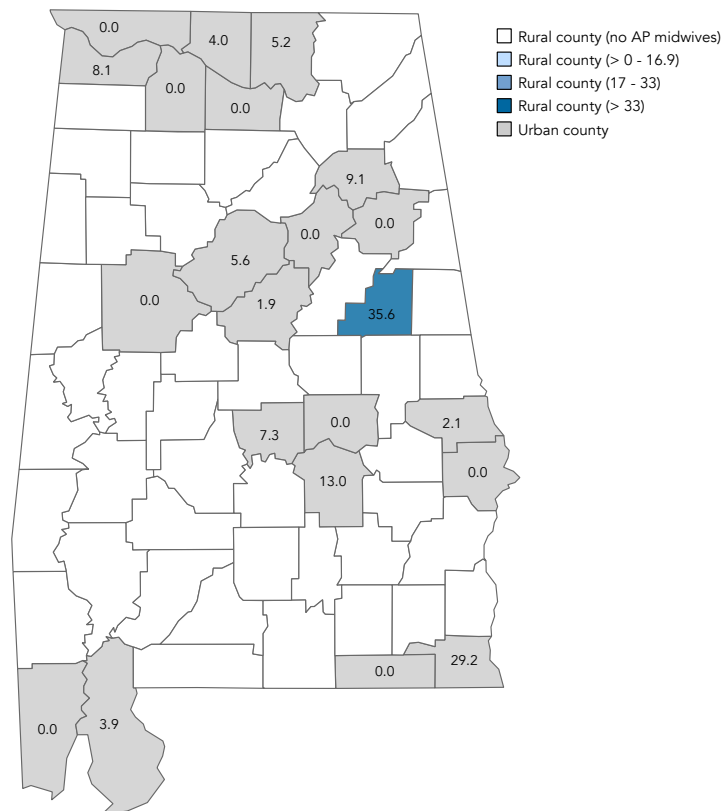
Data Sources: National Plan and Provider Enumeration System National Provider Identifier data, January 2025; U.S. Census Bureau population data; the Federal Office of Rural Health Policy Rural Definition Data Files.

**Table 1. Obstetrical Service Clinicians per 100,000 Women of Childbearing Age\* in Alabama and U.S. Counties**

	Obstetricians/ 100,000 women of childbearing age (Count)	Advanced Practice Midwives†/ 100,000 women of childbearing age (Count)	Midwives‡/ 100,000 women of childbearing age (Count)
<b>Total U.S.</b>	62.3 (47,321)	16.2 (12,318)	4.3 (3,263)
Urban	67.3 (43,622)	16.8 (10,900)	4.1 (2,659)
Rural	33.2 (3,699)	12.7 (1,418)	5.4 (604)
<b>Alabama (AL)</b>	47.4 (546)	3.3 (38)	1.5 (17)
Urban	57.3 (493)	4.3 (37)	1.6 (14)
Rural	18.2 (53)	0.3 (1)	1.0 (3)

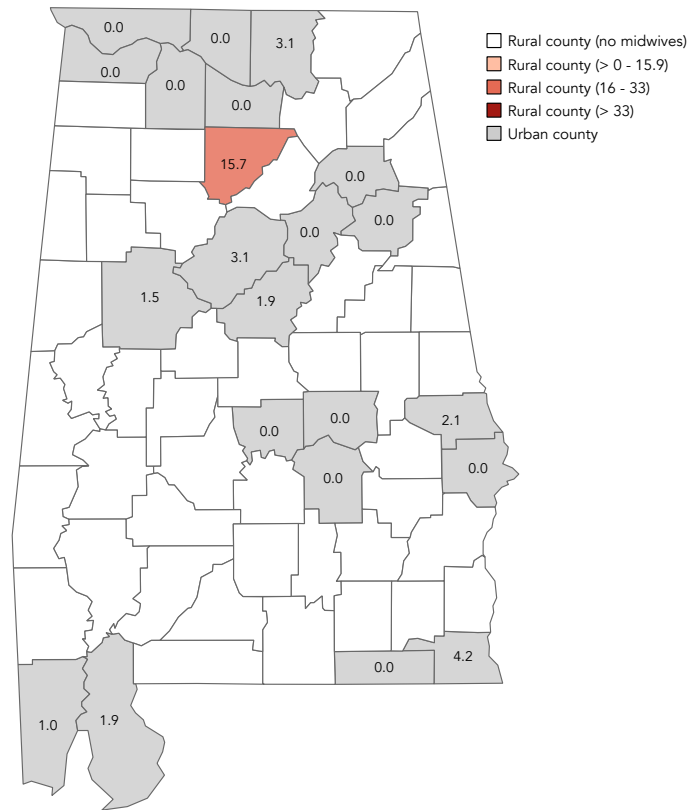
\*Ages 15-49. †Advanced practice midwives include certified nurse midwives and certified midwives. ‡Midwives include midwives and lay midwives.  
 Data Sources: National Plan and Provider Enumeration System National Provider Identifier data, January 2025; U.S. Census Bureau population data; the Federal Office of Rural Health Policy Rural Definition Data Files.

**Figure 2. Advanced Practice Midwives (AP Midwives)† per 100,000 Women of Childbearing Age\* in Alabama Rural Counties, 2025**



†Advanced practice midwives include certified nurse midwives and certified midwives. \*Ages 15-49.  
 Data Sources: National Plan and Provider Enumeration System National Provider Identifier data, January 2025; U.S. Census Bureau population data; the Federal Office of Rural Health Policy Rural Definition Data Files.

Figure 3. Midwives<sup>‡</sup> per 100,000 Women of Childbearing Age\* in Alabama Rural Counties, 2025



<sup>‡</sup>Midwives include midwives and lay midwives. \*Ages 15-49.

Data Sources: National Plan and Provider Enumeration System National Provider Identifier data, January 2025; U.S. Census Bureau population data; the Federal Office of Rural Health Policy Rural Definition Data Files.

Based on the FORHP Rural Grant Eligibility Definition (November 2024): Rural counties include (1) all noncore and micropolitan counties, (2) outlying metropolitan counties with no population from an urban area of 50,000 or more people, and (3) counties with all census tracts meeting the FORHP rural definition. All other counties are considered urban. Full details at: <https://www.hrsa.gov/rural-health/about-us/what-is-rural>

**Reference:**

1. Vanderlaan J, Jefferson K. Evaluation of a method to identify midwives in national provider identifier data. *BMC Pregnancy Childbirth*. 2023;23(1):809. doi:10.1186/s12884-023-06122-2

**Suggested Citation:** Woolcock SC, Andrilla CHA, Garberson LA, Graves JM. *The Supply and Rural-Urban Distribution of the Obstetrical Workforce in Alabama*. Data Brief. WWAMI Rural Health Research Center, University of Washington; February 2026.

University of Washington • School of Medicine  
 Box 354982 • Seattle WA 98195-4982  
 phone: (206) 685-0402 • fax: (206) 616-4768  
<https://familymedicine.uw.edu/rhrc/>