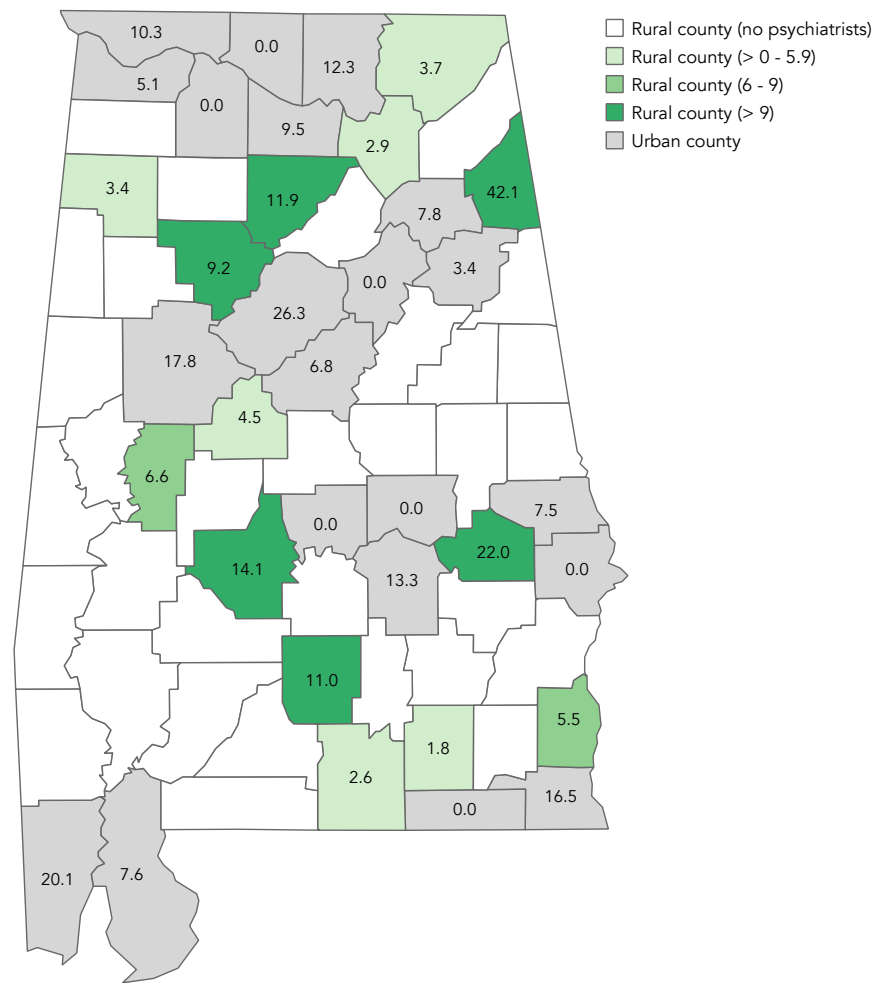


# Alabama Rural Behavioral Health Workforce

The table and maps describe behavioral health clinicians, including psychiatrists, psychologists, psychiatric nurse practitioners (NPs), social workers, and counselors in Alabama. Counties were categorized as rural and urban based on the Federal Office of Rural Health Policy (FORHP) rural definition. See page 4 for detailed county category designations.

Figure 1. Psychiatrists per 100,000 Population in Alabama Rural Counties, 2025



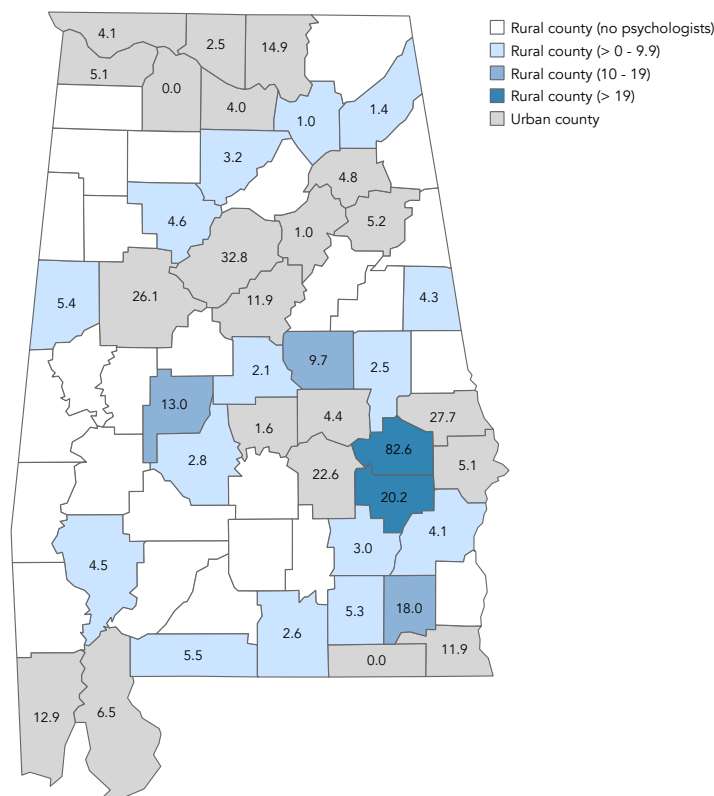
Data Sources: National Plan and Provider Enumeration System National Provider Identifier data, January 2025; U.S. Census Bureau population data; the Federal Office of Rural Health Policy Rural Definition Data Files.

**Table 1. Behavioral Health Clinicians per 100,000 Population in Alabama and U.S. Counties**

	Psychiatrists/ 100,000 pop (Count)	Psychologists/ 100,000 pop (Count)	Psych NPs/ 100,000 pop (Count)	Social Workers/ 100,000 pop (Count)	Counselors/ 100,000 pop (Count)
<b>Total U.S.</b>	17.7 (60,061)	38.7 (131,537)	11.5 (39,261)	115.3 (392,003)	143.2 (487,116)
Urban	20.0 (56,894)	43.1 (122,751)	12.3 (35,064)	124.3 (354,018)	153.4 (436,783)
Rural	5.7 (3,167)	15.9 (8,786)	7.6 (4,197)	68.6 (37,985)	90.9 (50,333)
<b>Alabama (AL)</b>	10.4 (538)	12.5 (643)	7.6 (394)	43.5 (2,243)	64.4 (3,321)
Urban	13.0 (488)	15.8 (593)	9.4 (354)	50.3 (1,888)	74.5 (2,797)
Rural	3.6 (50)	3.6 (50)	2.8 (40)	25.3 (355)	37.3 (524)

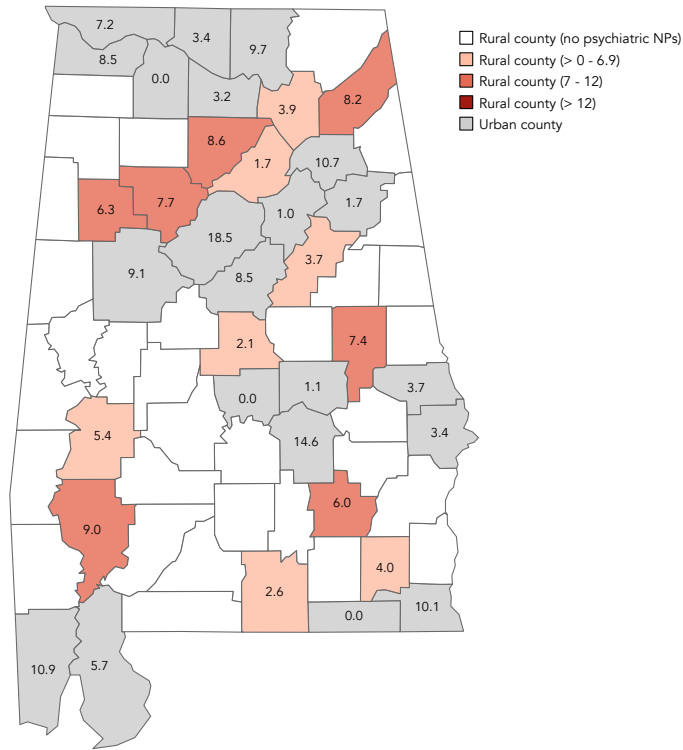
Abbreviation: NPs – Nurse Practitioners. Data Sources: National Plan and Provider Enumeration System National Provider Identifier data, January 2025; U.S. Census Bureau population data; the Federal Office of Rural Health Policy Rural Definition Data Files.

**Figure 2. Psychologists per 100,000 Population in Alabama Rural Counties, 2025**



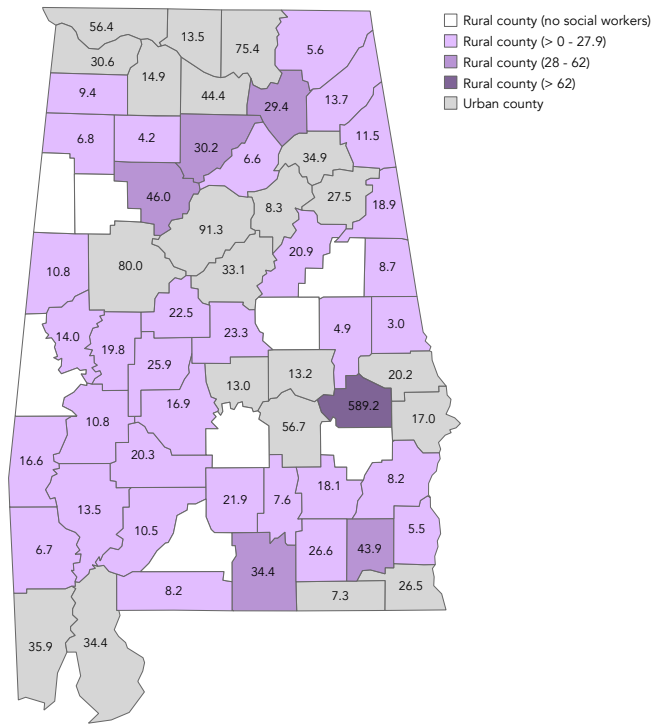
Data Sources: National Plan and Provider Enumeration System National Provider Identifier data, January 2025; U.S. Census Bureau population data; the Federal Office of Rural Health Policy Rural Definition Data Files.

**Figure 3. Psychiatric Nurse Practitioners (NPs) per 100,000 Population in Alabama Rural Counties, 2025**



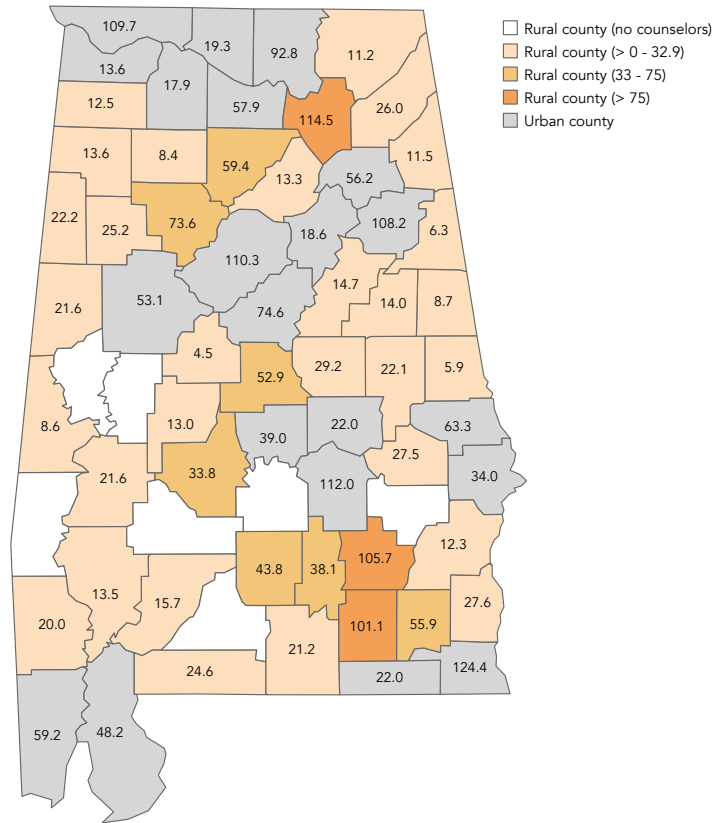
Data Sources: National Plan and Provider Enumeration System National Provider Identifier data, January 2025; U.S. Census Bureau population data; the Federal Office of Rural Health Policy Rural Definition Data Files.

**Figure 4. Social Workers per 100,000 Population in Alabama Rural Counties, 2025**



Data Sources: National Plan and Provider Enumeration System National Provider Identifier data, January 2025; U.S. Census Bureau population data; the Federal Office of Rural Health Policy Rural Definition Data Files.

Figure 5. Counselors per 100,000 Population in Alabama Rural Counties, 2025



Data Sources: National Plan and Provider Enumeration System National Provider Identifier data, January 2025; U.S. Census Bureau population data; the Federal Office of Rural Health Policy Rural Definition Data Files.

Based on the FORHP Rural Grant Eligibility Definition (November 2024): Rural counties include (1) all noncore and micropolitan counties, (2) outlying metropolitan counties with no population from an urban area of 50,000 or more people, and (3) counties with all census tracts meeting the FORHP rural definition. All other counties are considered urban. Full details at: <https://www.hrsa.gov/rural-health/about-us/what-is-rural>

**Suggested Citation:** Woolcock SC, Andrilla CHA, Garberson LA, Graves JM. *The Supply and Rural-Urban Distribution of the Behavioral Health Workforce in Alabama*. Data Brief. WWAMI Rural Health Research Center, University of Washington; February 2026.

University of Washington • School of Medicine  
 Box 354982 • Seattle WA 98195-4982  
 phone: (206) 685-0402 • fax: (206) 616-4768  
<https://familymedicine.uw.edu/rhrc/>