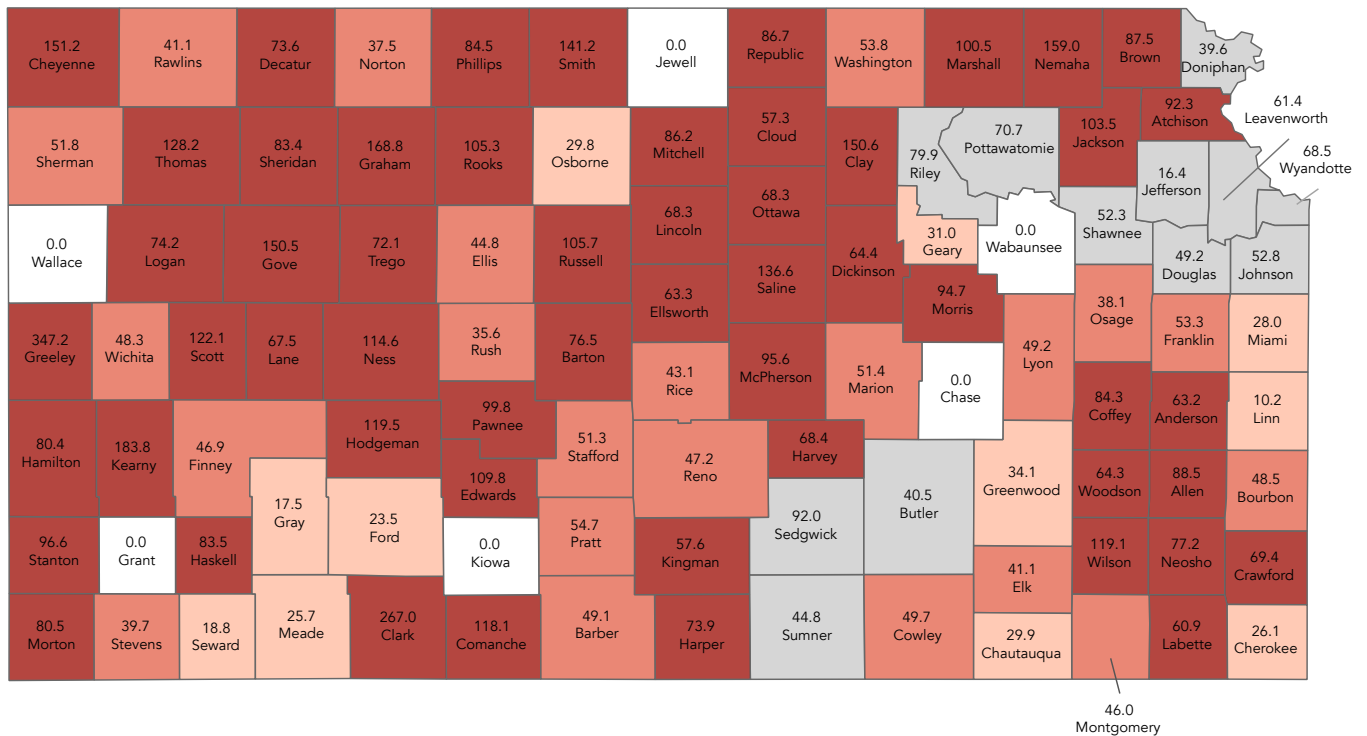


# Kansas Rural Primary Care Workforce

The table and maps describe primary care clinicians, including family physicians, general internists, general pediatricians, nurse practitioners, and physician assistants in Kansas. Counties were categorized as rural and urban based on the Federal Office of Rural Health Policy (FORHP) rural definition. See page 4 for detailed county category designations.

**Figure 1. Family Physicians per 100,000 Population in Kansas Rural Counties, 2025**



Rural county (no family phys)
  Rural county (> 0 - 35.9)
  Rural county (36 - 57)
  Rural county (> 57)
  Urban county

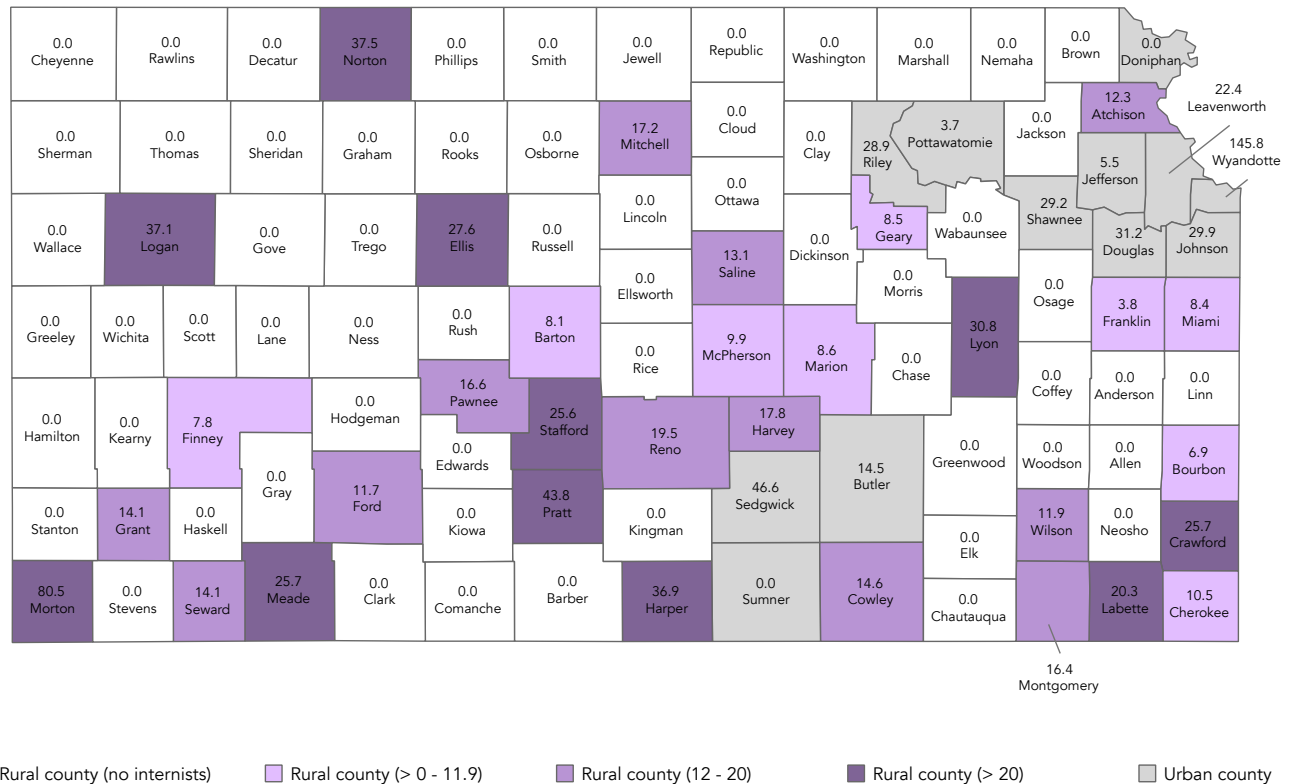
Data Sources: National Plan and Provider Enumeration System National Provider Identifier data, January 2025; U.S. Census Bureau population data; the Federal Office of Rural Health Policy Rural Definition Data Files.

**Table 1. Primary Care Clinicians per 100,000 Population in Kansas and U.S. Counties**

	PCPs* / 100,000 pop (Count)	Family Physicians/ 100,000 pop (Count)	General Internists/ 100,000 pop (Count)	General Pediatricians/ 100,000 youth† pop (Count)	NPs/ 100,000 pop (Count)	PAs/ 100,000 pop (Count)
<b>Total U.S.</b>	108.1 (367,607)	46.4 (157,840)	40.8 (138,792)	68.7 (70,975)	107.5 (365,693)	56.2 (191,175)
Urban	114.7 (326,631)	46.1 (131,228)	45.4 (129,257)	76.3 (66,146)	111.2 (316,576)	60.5 (172,168)
Rural	74.0 (40,976)	48.1 (26,612)	17.2 (9,535)	29.0 (4,829)	88.7 (49,117)	34.3 (19,007)
<b>Kansas (KS)</b>	110.2 (3,274)	65.1 (1,934)	31.6 (940)	40.2 (400)	122.9 (3,652)	50.6 (1,504)
Urban	125.1 (2,425)	65.4 (1,269)	42.7 (828)	50.7 (328)	135.2 (2,621)	55.4 (1,075)
Rural	82.3 (849)	64.5 (665)	10.9 (112)	20.7 (72)	100.0 (1,031)	41.6 (429)

Abbreviations: PCPs – primary care physicians, NPs – nurse practitioners, PAs – physician assistants. \*Includes all family physicians, general internists, and general pediatricians. †Ages 0-24. Data Sources: National Plan and Provider Enumeration System National Provider Identifier data, January 2025; U.S. Census Bureau population data; the Federal Office of Rural Health Policy Rural Definition Data Files.

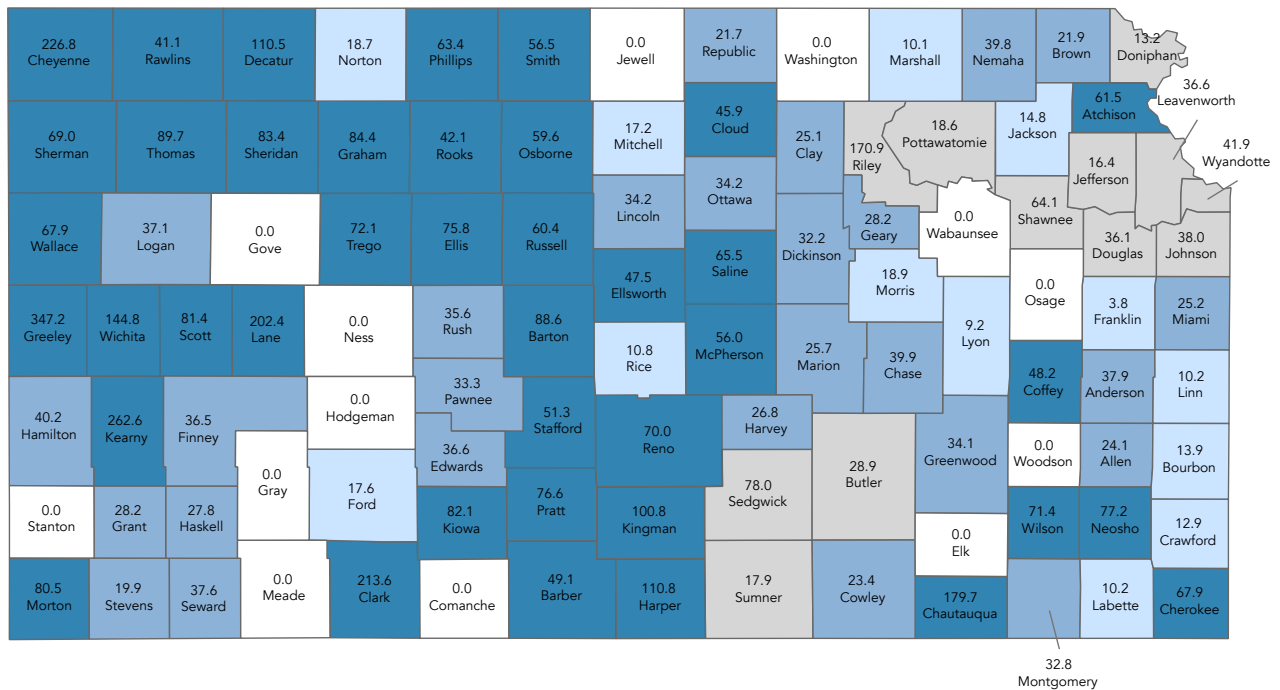
**Figure 2. General Internists per 100,000 Population in Kansas Rural Counties, 2025**



Data Sources: National Plan and Provider Enumeration System National Provider Identifier data, January 2025; U.S. Census Bureau population data; the Federal Office of Rural Health Policy Rural Definition Data Files.



Figure 5. Physician Assistants (PA) per 100,000 Population in Kansas Rural Counties, 2025



Rural county (no PAs)    
  Rural county (> 0 - 19.9)    
  Rural county (20 - 41)    
  Rural county (> 41)    
  Urban county

Data Sources: National Plan and Provider Enumeration System National Provider Identifier data, January 2025; U.S. Census Bureau population data; the Federal Office of Rural Health Policy Rural Definition Data Files.

Based on the FORHP Rural Grant Eligibility Definition (November 2024): Rural counties include (1) all noncore and micropolitan counties, (2) outlying metropolitan counties with no population from an urban area of 50,000 or more people, and (3) counties with all census tracts meeting the FORHP rural definition. All other counties are considered urban. Full details at: <https://www.hrsa.gov/rural-health/about-us/what-is-rural>

**Suggested Citation:** Woolcock SC, Andrilla CHA, Garberson LA, Graves JM. *The Supply and Rural-Urban Distribution of the Primary Care Workforce in Kansas*. Data Brief. WWAMI Rural Health Research Center, University of Washington; February 2026.

University of Washington • School of Medicine  
 Box 354982 • Seattle WA 98195-4982  
 phone: (206) 685-0402 • fax: (206) 616-4768  
<https://familymedicine.uw.edu/rhrc/>