

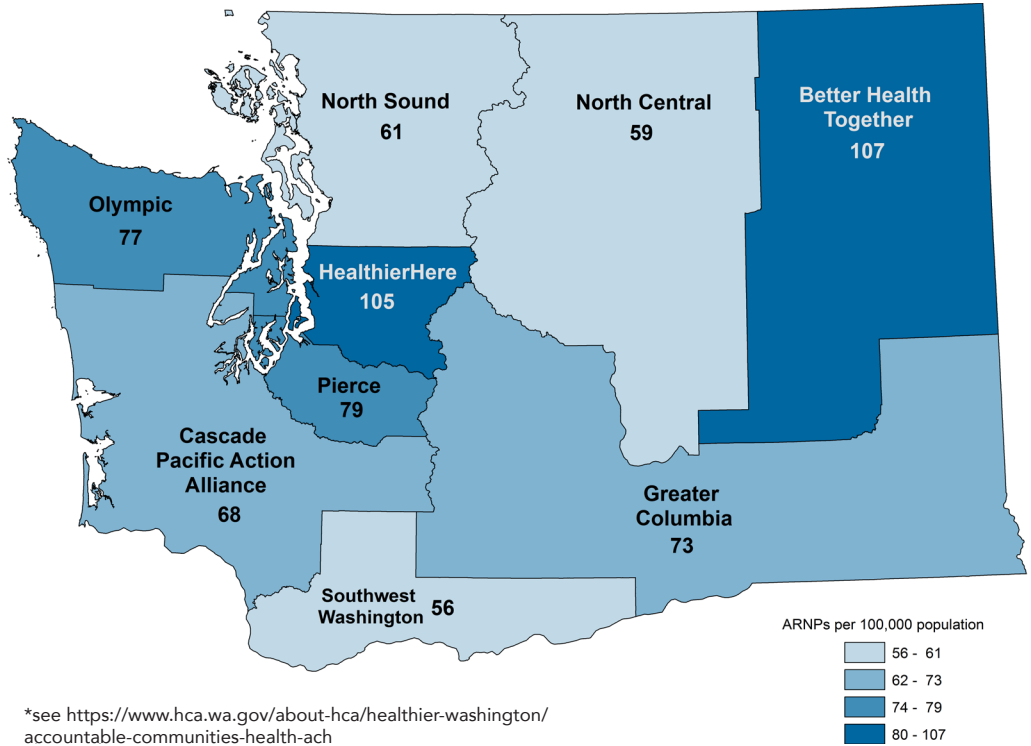
## Washington State Data Snapshot | Advanced Registered Nurse Practitioners (ARNPs)

The advanced registered nurse practitioner (ARNP) license category in Washington includes:

- Certified registered nurse anesthetists (CRNAs).
- Certified nurse midwives (CNMs).
- Nurse practitioners (NPs).
- Clinical nurse specialists (CNSs).

In Washington State, ARNPs must hold an active registered nurse license in addition to an ARNP license. The following Washington statistics were calculated based on data from the ARNP license files, which contain licensee name, mailing address, birthdate, and gender.

ARNPs per 100,000 Population with Washington Licenses by Accountable Community of Health (ACH)\* 2018



Licensed ARNPs per 100,000 State Population	
Year	Washington
2018	82
2016	73
2014	67
2013	64
2011	54
2008	55
2007	50
2006	50
2004	46

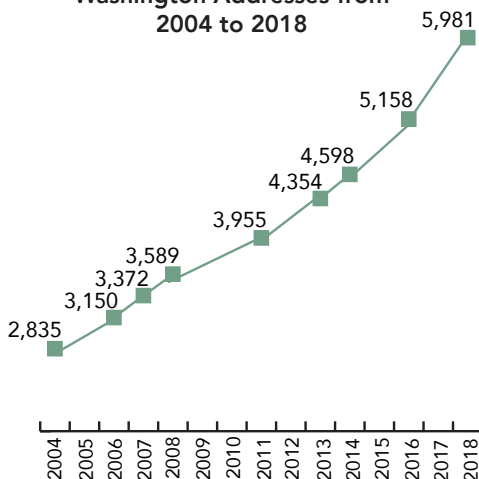
Characteristics of ARNPs with Washington Licenses by Accountable Community of Health (ACH), 2018†

ACH	Licensed ARNPs	2017 Washington Population	Number of ARNPs/100,000 Population	Average ARNP Age	% Male ARNPs
Better Health Together	635	595,990	107	49.1	23.0%
Cascade Pacific Action Alliance	421	621,680	68	49.8	16.2%
Greater Columbia	524	720,190	73	47.5	23.7%
HealthierHere	2,255	2,153,700	105	45.3	11.8%
North Central	150	255,990	59	48.2	23.3%
North Sound	747	1,229,100	61	49.8	12.3%
Olympic	284	369,900	77	52.6	14.4%
Pierce	681	859,400	79	47.5	14.2%
Southwest Washington	284	504,350	56	50.1	16.9%
State	5,981	7,310,300	82	47.7	15.3%

Location determined by license mailing address. Counties comprising Accountable Communities of Health (ACHs): 1) **Better Health Together** includes Adams, Ferry, Lincoln, Pend Oreille, Spokane, and Stevens counties, 2) **Cascade Pacific Action Alliance** includes Cowlitz, Grays Harbor, Lewis, Mason, Pacific, Thurston, and Wahkiakum counties, 3) **Greater Columbia** includes Asotin, Benton, Columbia, Franklin, Garfield, Kittitas, Walla Walla, Whitman, and Yakima counties, 4) **HealthierHere** is King County, 5) **North Central ACH** includes Chelan, Douglas, Grant, and Okanogan counties, 6) **North Sound ACH** includes Snohomish, Skagit, Island, San Juan, and Whatcom counties, 7) **Olympic Community of Health** includes Clallam, Jefferson and Kitsap counties, 8) **Pierce County ACH** is Pierce County, 9) **Southwest Washington** includes Clark, Klickitat, and Skamania counties.

†Characteristics by Workforce Development Areas (WDA) available at <http://bit.ly/wa-arnp-wda>

Number of ARNPs with Washington Licenses and Washington Addresses from 2004 to 2018



**ARNPs with Washington Licenses\*: Number and Percent by State**

	2006	2008	2011	2013	2014	2016	2018
Total ARNP† licenses	3,858	4,635	4,830	5,346	5,695	6,486	7,939
With address in‡:							
Washington	3,150 (82%)	3,589 (77%)	3,955 (82%)	4,354 (81%)	4,598 (81%)	5,158 (80%)	5,981 (75%)
Oregon	196 (5%)	270 (6%)	294 (6%)	324 (6%)	344 (6%)	378 (6%)	511 (6%)
Idaho	74 (2%)	81 (2%)	105 (2%)	130 (2%)	133 (2%)	146 (2%)	172 (2%)
Other	438 (11%)	695 (15%)	476 (10%)	538 (10%)	620 (11%)	804 (12%)	1,275 (16%)

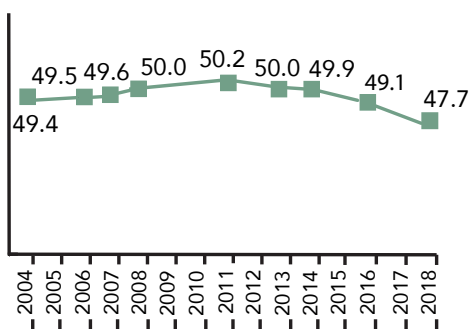
\* Accessed from licensing files May 2018, April 2016, April 2014, April 2013, March 2011, September 2008, October 2007, and August 2006.

† Ages 18 through 75.

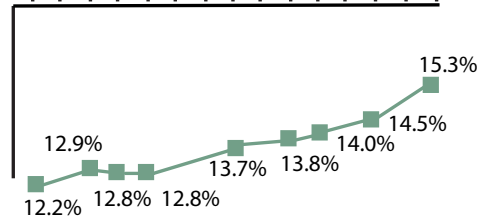
‡ Based on mailing address. Due to rounding, these percentages may not sum to 100.

**ARNPs' Age and Gender**

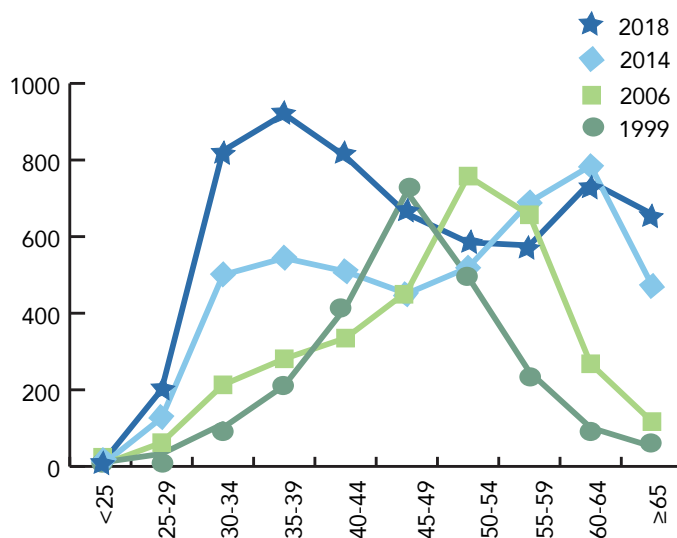
**Average Age of ARNPs in Washington**



**Percent of ARNPs Who Are Male in Washington**

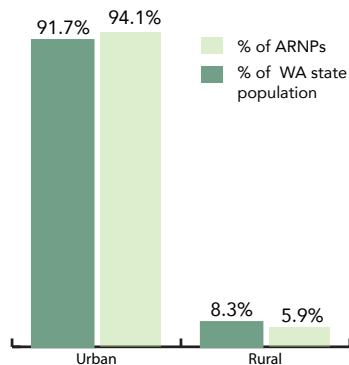


**ARNPs by Age Group in Washington**

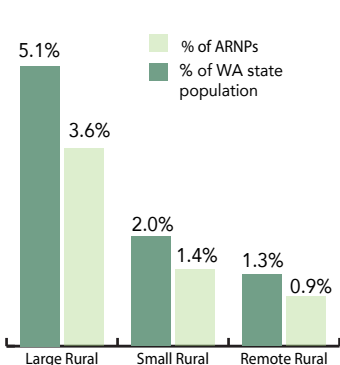


Accessed from licensing files May 2018, April 2016, April 2014, April 2013, March 2011, September 2008, October 2007, and August 2006. Analysis includes those ages 18 through 75 with a Washington license and Washington address.

**2018 Urban-Rural Population and ARNP Distribution in Washington**



**2018 Population and ARNP Distribution by Rural Area Type in Washington**



The urban-rural location of each ARNP was determined using their license ZIP code and the Rural-Urban Commuting Area Codes 3.1.

**Funding:**

The analyses for this report were conducted by the University of Washington Center for Health Workforce Studies with funding from the Washington Center for Nursing through Washington State Department of Health Grant #N14191.

**Data Sources:**

Washington State ARNP data are from the Washington State Department of Health, Health Professions Licensing Data System, 2018 (May), 2016 (April), 2014 (April), 2013 (April), 2011 (March), 2008 (September), 2007 (October), 2006 (August), 2004, and 1999. All analyses include ARNPs ages 18 through 75.

Washington population data are from the Washington State Office of Financial Management.

All analyses include ARNPs ages 18 through 75.

**For more information:**

This report was produced at the University of Washington Center for Health Workforce Studies by Benjamin A. Stubbs and Susan M. Skillman. Beverly J. Marshall provided support for document production.