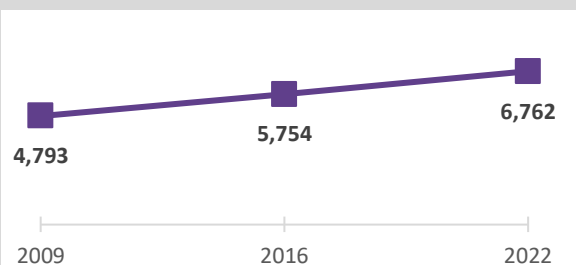


The following statistics are from the Washington Oral Health Workforce (WOHW) Data Tracking Program dashboard <https://familymedicine.uw.edu/chws/resources/wohw/>, a program of the University of Washington Center for Health Workforce Studies. More information about Washington's oral health workforce is available on the dashboard.

Washington Dental Hygienists (DHs): Supply Size and Distribution

Number of DHs with Washington Licenses in 2009, 2016, and 2022

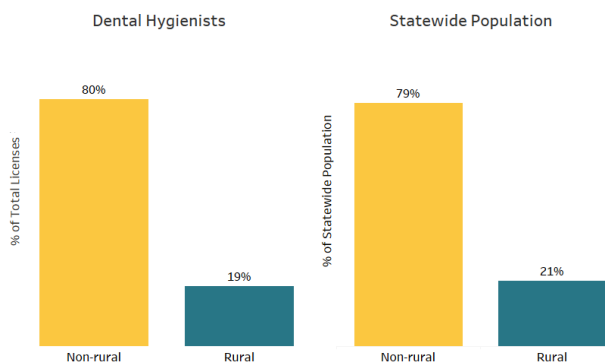


Number of DHs with Washington Licenses by State of Mailing Address (2022)

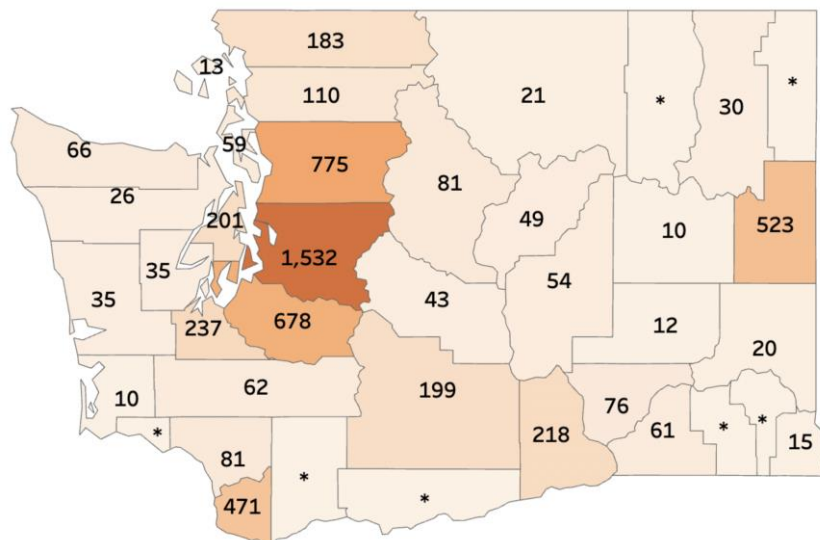
State* of License Mailing Address	#	%
Northwest states:		
WA	6006	88.9%
ID	129	1.9%
OR	183	2.7%
CA	71	1.1%
Other state	367	5.4%
Total	6,756	

* Does not include licenses with addresses in Canada, U.S. Territories, or missing addresses

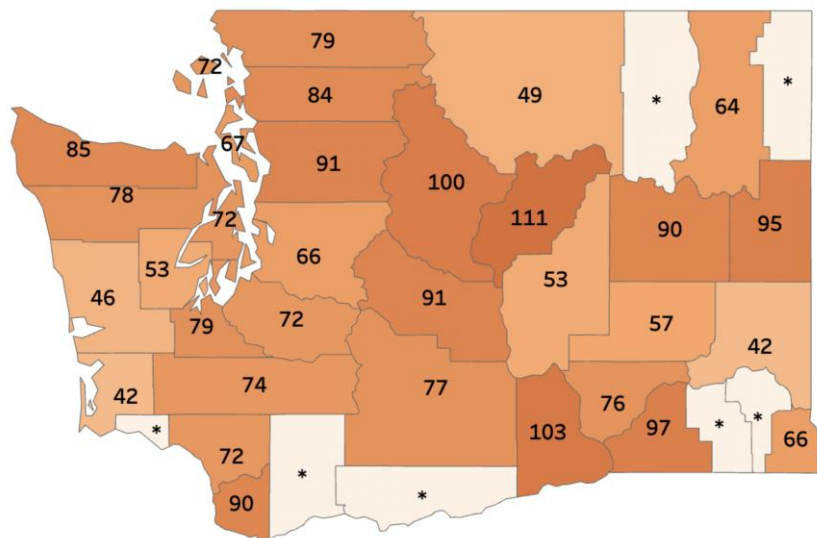
Percent of Washington DHs and Population by Rural/Urban County Category in 2022



Number* of DHs by County of Mailing Address (2022)



Number* of DHs by County of Mailing Address per 100,000 Population (2022)



Statewide Number of DHs with Mailing Addresses in Washington per 100,000 Population (2022): 76

* Measures for locations with 1 - 9 DHs are not shown to protect confidentiality. 0 indicates there are no DAs with mailing addresses in this location. Distribution by Workforce Development Areas (WDAs) and by Accountable Communities of Health (ACHs) are available on the WOHW dashboard.

Data sources: 2022 dental occupation data are from the December 2022 Washington State health professions license files, which contain licensee name, mailing address, birthdate, and gender. Note that practice status and location are not available in license records and may differ from license mailing address. Information on other data sources used to produce these statistics is available from the WOHW Dashboard.

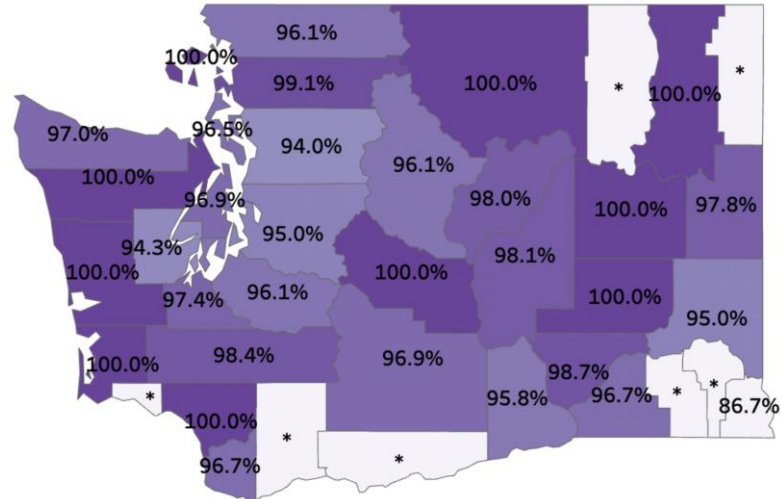
Washington Dental Hygienists (DHs): Age and Gender

Statewide Age and Gender of DHs with Washington Licenses in 2009, 2016 and 2022

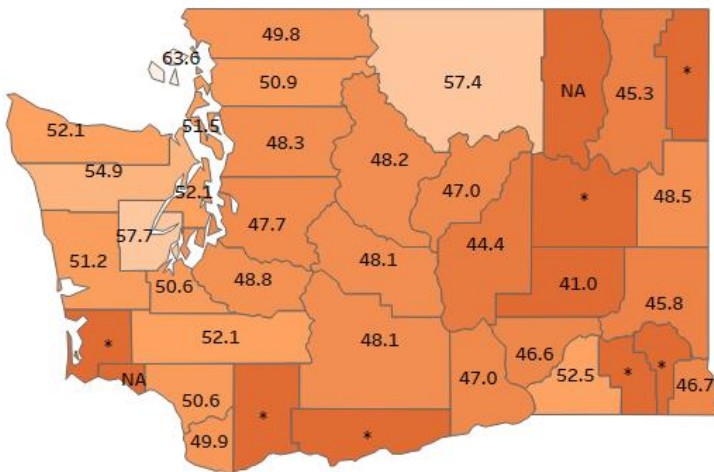
	2009	2016	2022
Age			
Average age (years)	44.3	45.3	45.5
Percent age 55 and older	*	*	27.1%
Gender			
Percent female	96.9%	96.7%	94.1%

*Data not available.

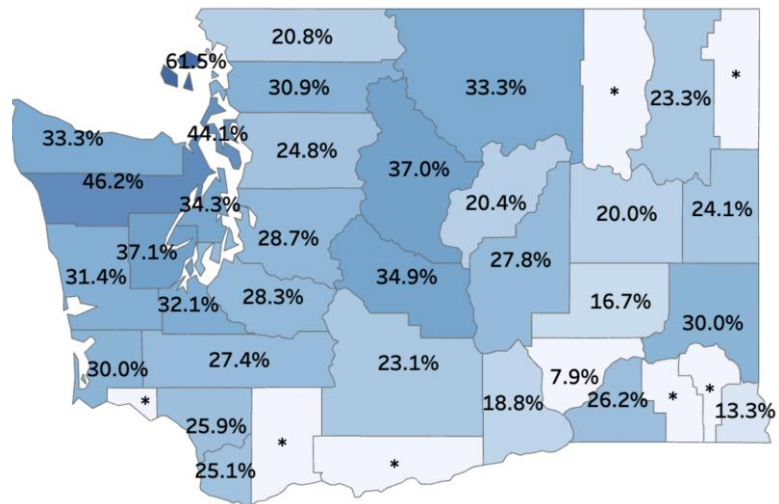
Statewide Percentage of DHs with a Washington Mailing Address Who Are Female (2022)



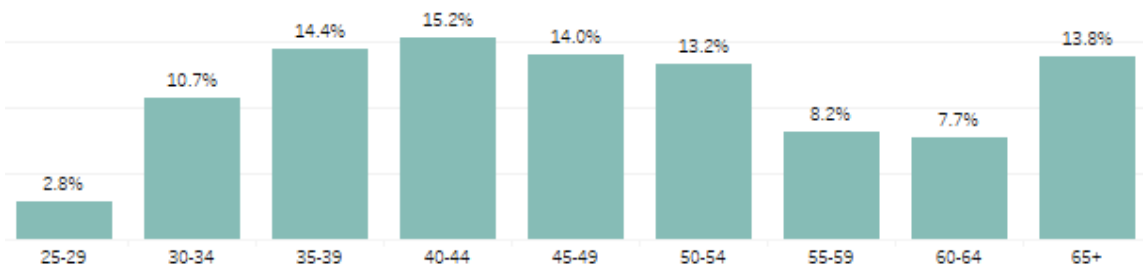
Statewide Average Age of DHs with a Washington Mailing Address (2022)



Statewide Percentage of DHs with a Washington Mailing Address Who Are Age 55 and Older (2022)



DHs by Age Group, Statewide (n = 6,006) (2022)



The goal of the Washington Oral Health Workforce (WOHW) Tracking Program is to provide relevant information about Washington’s oral health workforce that can be used to guide practice and policy to help ensure the state’s population has access to needed oral health care.

Funding: WOHW receives funding from Delta Dental of Washington and the Washington State Legislature
 More information can be found at <https://familymedicine.uw.edu/chws/resources/wohw/>.