

Washington State Initial Unemployment Claims for Specific Health Care Related Occupations

This summary shows initial unemployment insurance claims in Washington State for specific health care related occupations from March 8 through May 9, 2020. Figure 1 shows the occupations with the largest total numbers of claims, and Figures 2 through 5 show initial unemployment claims for health care occupations with the highest percentages, and/or for which data are available, as a percentage of total employment of each occupation in May 2019 (a year earlier). Data are from the Washington State Department of Employment Security (unemployment claims) and the U.S. Bureau of Labor Statistics' Occupational Employment Survey (total employed in 2019 by occupation).

Figure 1. Washington State Initial Unemployment Claims 3/8-5/9/2020: Health-Related Occupations with Highest Numbers of Claims

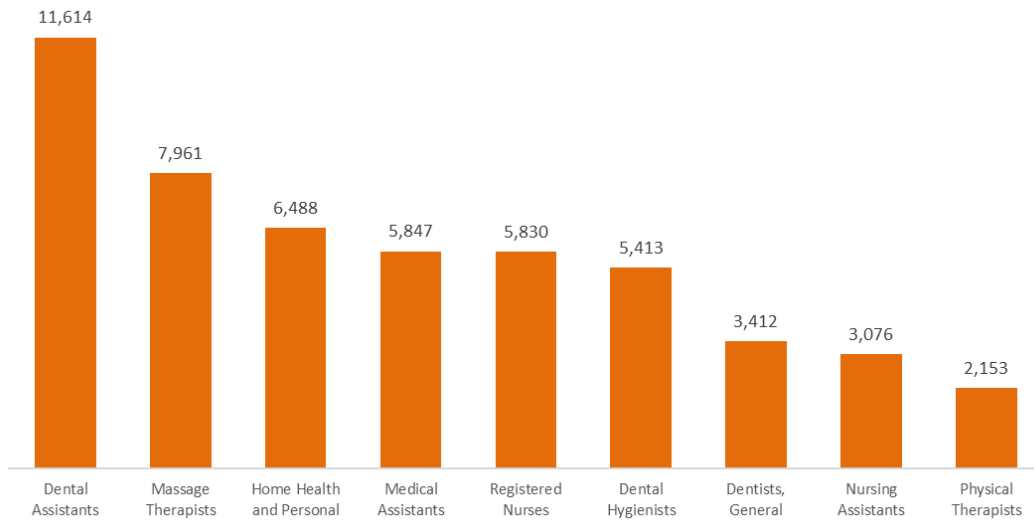
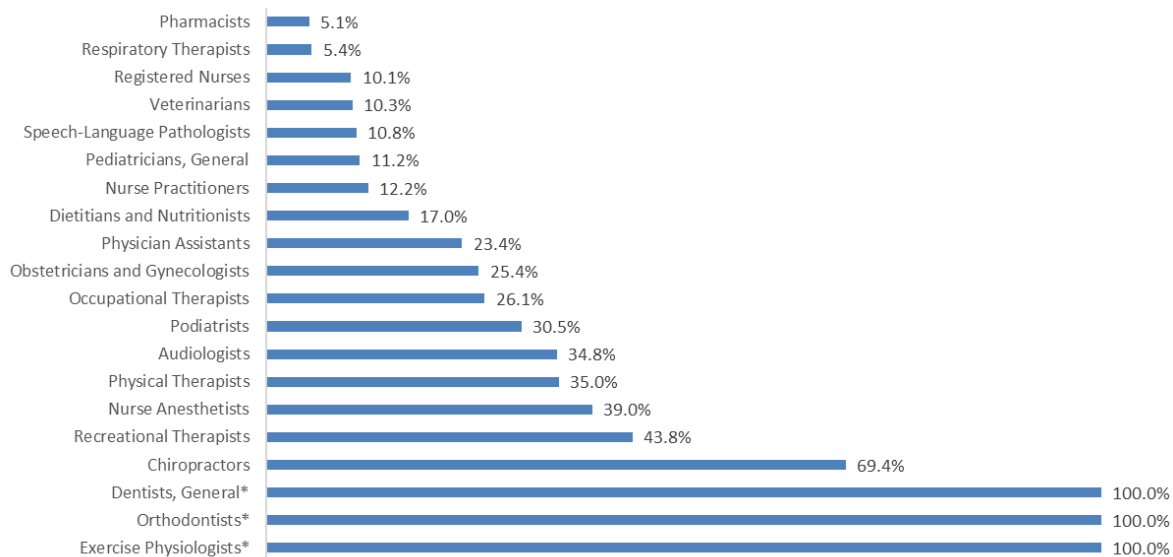


Figure 2. Washington State Initial Unemployment Claims 3/8-5/9/2020: Health-Diagnosing and Treating Practitioners as a Percentage of Total Employed May, 2019 (SOC 29-1000)



*total initial unemployment claims exceeds the total number employed 5/2019

Figure 3. Washington State Initial Unemployment Claims 3/8-5/9/2020: Counselors, Social Workers, and Other Community and Social Service Specialists as a Percentage of Total Employed May, 2019 (SOC 21-1000)



*total initial unemployment claims exceeds the total number employed 5/2019

Figure 4. Washington State Initial Unemployment Claims 3/8-5/9/2020: Health Technologists and Technicians as a Percentage of Total Employed May, 2019 (SOC 29-2000)

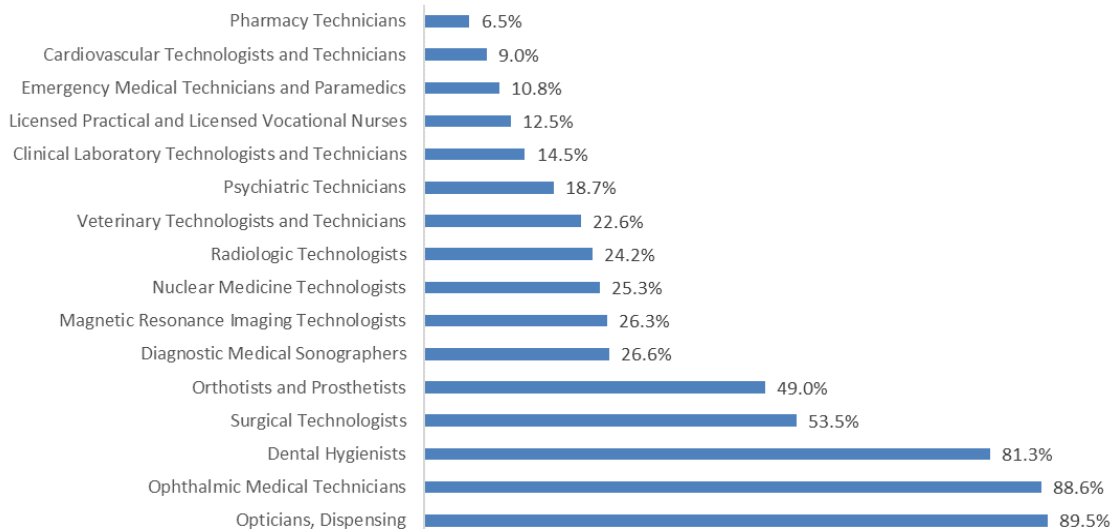
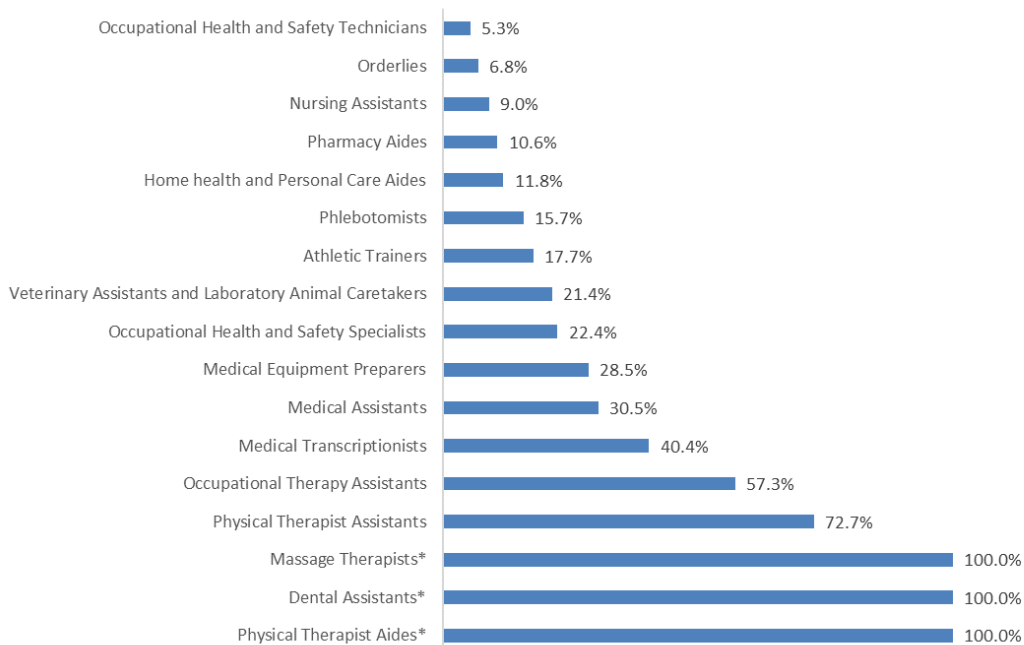


Figure 5. Washington State Initial Unemployment Claims 3/8-5/9/2020: Other Healthcare Occupations (SOC 31-1000, 29-9000, 31-9000, 31-2000) as a Percentage of Total Employed May, 2019



*total initial unemployment claims exceeds the total number employed 5/2019

Table 1. Washington State Initial Unemployment Claims for Health Care Occupations

SOC	Occupational Group	Total Claims 3/8-5/9/2020	Total Employed 5/2019*	Percentage of Total Employed
21-1013	Marriage and Family Therapists	143	140	100.0%**
21-1018	Substance Abuse, Behavioral Disorder, and Mental Health Counselors (OES collapsed category)	1,239	9,540	13.0%
21-1021	Child, Family, and School Social Workers	695	7,870	8.8%
21-1022	Healthcare Social Workers	492	3,770	13.1%
21-1023	Mental Health and Substance Abuse Social Workers	232	2,260	10.3%
21-1094	Community Health Workers	324	2,600	12.5%
29-1011	Chiropractors	652	940	69.4%
29-1021	Dentists, General	3,412	3,300	100.0%**
29-1023	Orthodontists	257	150	100.0%**
29-1031	Dietitians and Nutritionists	270	1,590	17.0%
29-1051	Pharmacists	314	6,140	5.1%
29-1064	Obstetricians and Gynecologists	89	350	25.4%
29-1065	Pediatricians, General	77	690	11.2%
29-1071	Physician Assistants	656	2,800	23.4%
29-1081	Podiatrists	58	190	30.5%
29-1122	Occupational Therapists	694	2,660	26.1%
29-1123	Physical Therapists	2,153	6,160	35.0%
29-1125	Recreational Therapists	105	240	43.8%
29-1126	Respiratory Therapists	113	2,080	5.4%
29-1127	Speech-Language Pathologists	335	3,110	10.8%
29-1128	Exercise Physiologists	130	60	100.0%**
29-1131	Veterinarians	198	1,920	10.3%
29-1141	Registered Nurses	5,830	58,000	10.1%
29-1151	Nurse Anesthetists	242	620	39.0%
29-1171	Nurse Practitioners	474	3,870	12.2%
29-1181	Audiologists	146	420	34.8%
29-2010	Clinical Laboratory Technologists and Technicians (OES collapsed category)	1,014	7,010	14.5%
29-2021	Dental Hygienists	5,413	6,660	81.3%
29-2031	Cardiovascular Technologists and Technicians	80	890	9.0%
29-2032	Diagnostic Medical Sonographers	449	1,690	26.6%
29-2033	Nuclear Medicine Technologists	76	300	25.3%
29-2034	Radiologic Technologists	937	3,870	24.2%
29-2035	Magnetic Resonance Imaging Technologists	216	820	26.3%
29-2041	Emergency Medical Technicians and Paramedics	405	3,760	10.8%
29-2052	Pharmacy Technicians	462	7,150	6.5%
29-2053	Psychiatric Technicians	241	1,290	18.7%
29-2055	Surgical Technologists	1,070	2,000	53.5%
29-2056	Veterinary Technologists and Technicians	523	2,310	22.6%
29-2057	Ophthalmic Medical Technicians	1,205	1,360	88.6%
29-2061	Licensed Practical and Licensed Vocational Nurses	966	7,730	12.5%
29-2081	Opticians, Dispensing	1,324	1,480	89.5%
29-2091	Orthotists and Prosthetists	98	200	49.0%

SOC	Occupational Group	Total Claims 3/8-5/9/2020	Total Employed 5/2019	Percentage of Total Employed
29-9011	Occupational Health and Safety Specialists	287	1,280	22.4%
29-9012	Occupational Health and Safety Technicians	66	1,240	5.3%
29-9091	Athletic Trainers	650	3,670	17.7%
31-1014	Nursing Assistants	3,076	34,200	9.0%
31-1015	Orderlies	89	1,310	6.8%
31-1120	Home Health and Personal Care Aides (OES collapsed category)	7,242	61,470	11.8%
31-2011	Occupational Therapy Assistants	418	730	57.3%
31-2021	Physical Therapist Assistants	1,149	1,580	72.7%
31-2022	Physical Therapist Aides	780	710	100.0%**
31-9011	Massage Therapists	7,961	5,060	100.0%**
31-9091	Dental Assistants	11,614	10,780	100.0%**
31-9092	Medical Assistants	5,847	15,780	30.5%
31-9093	Medical Equipment Preparers	457	1,310	28.5%
31-9094	Medical Transcriptionists	611	1,280	40.4%
31-9095	Pharmacy Aides	278	1,240	10.6%
31-9096	Veterinary Assistants and Laboratory Animal Caretakers	980	3,670	21.4%
31-9097	Phlebotomists	651	2,860	15.7%

Data Sources: Washington State Employment Security Department, LMEA, 5/14/2020; US Bureau of Labor Statistics, Occupational Employment Survey 5/2019

*Total employed numbers from OES are reported by employers and likely undercount some occupations, such as those with many self-employed individuals, and occupations that may have grown in number since May, 2019.

**Total initial unemployment claims exceeds the total number reported as employed in May, 2019

REFERENCE

Skillman SM, Frogner BK. *Washington State Initial Unemployment Claims for Specific Health-Care Related Occupations*. Center for Health Workforce Studies, University of Washington, May 24, 2020.

CONTACT INFORMATION

Susan Skillman, Deputy Director, Center for Health Workforce Studies
skillman@uw.edu <https://depts.washington.edu/fammed/chws/>